



Fil-Trek



HFV SERIES

High Flow Filter Housing
Vertical
ASME Design



Water



Desalination



Chemicals



Electronics



Oil/Gas



Air/Gas



Inks/Paints/ Coatings



Power



Coolants



Pulp & Paper



ISC Sales

ISCSales.com
ISCInfo@ISCSales.com

877-602-0010
972-964-2700

4421 Tradition Trail
Plano, TX 75093

HFV SERIES

Vertical

High Flow Cartridge Filter Housings

- Multi-purpose industrial ASME "U" & "UM" code housings.
- Accepts multiple 40" & 60" High Flow cartridges.
- 150psig (10.3bar) @ 250°F(121.1°C) design pressure.
- Vessels available in carbon or stainless steel 304 or 316.
- Also available in LDX2101, C276, AL6XN, RA2205 & Monel 400.
- Swing bolt closure allows for quick element change out.
- Vessels will accept industry standard elements from:
 - 3M
- For drawings, flow charts, custom applications and filter cartridge information please visit www.fil-trek.com.

HFV SERIES

High Flow Filter Housing
Vertical
ASME Design

Housing Specifications

Inlet/Outlet
3" Flange - 22" Flange

Dirty Drain
2" NPT

Clean Drain
2" NPT

Vent
1/2" NPT

Gauges
1/2" NPT

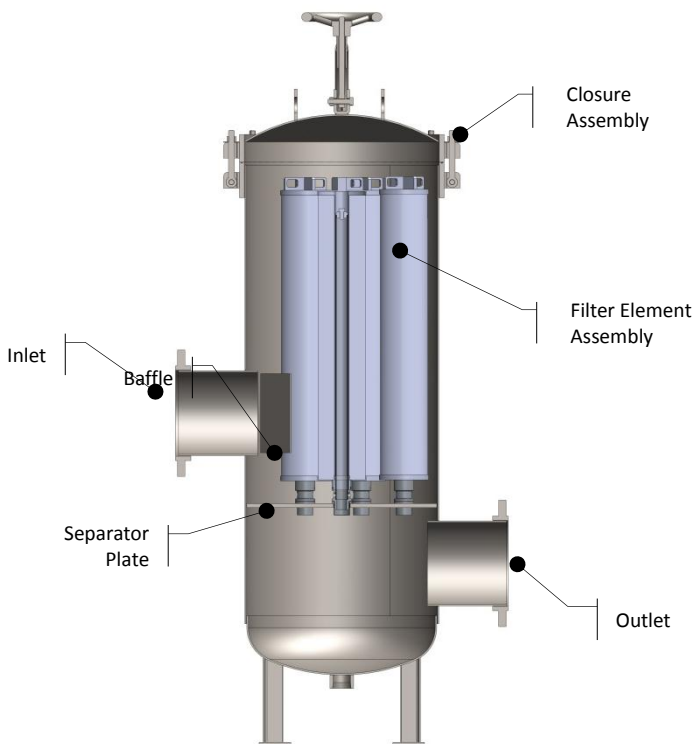
Certifications

U
UM
CE
NB
CRN

MODEL FLOW RATES

| MODEL | # OF FILTERS | FLOW RATE-GPM | MAX INLET/OUTLET (IN) |
|-------|--------------|---------------|-----------------------|
| HFV08 | 1 | 175 | 4" |
| HFV14 | 2 | 350 | 4" |
| HFV16 | 3 | 525 | 6" |
| HFV18 | 4 | 700 | 6" |
| HFV20 | 6 | 1050 | 8" |
| HFV24 | 7 | 1225 | 10" |
| HFV26 | 8 | 1400 | 12" |
| HFV28 | 11 | 1925 | 12" |
| HFV30 | 12 | 2100 | 12" |
| HFV32 | 14 | 2450 | 14" |
| HFV34 | 16 | 2800 | 14" |
| HFV36 | 19 | 3325 | 16" |
| HFV38 | 19 | 3325 | 16" |
| HFV40 | 23 | 4025 | 16" |
| HFV42 | 25 | 4375 | 18" |
| HFV44 | 29 | 5075 | 18" |
| HFV46 | 31 | 5425 | 20" |
| HFV48 | 35 | 6125 | 22" |
| HFV50 | 37 | 6475 | 22" |

For maximum efficiency/product life, the flow rates are based on water at 175gpm/40". Actual Flow rate is dependent on fluid viscosity, cartridge micron rating, contaminant and type of media.



ISC Sales

ISCSales.com
ISCInfo@ISCSales.com

877-602-0010
972-964-2700

4421 Tradition Trail
Plano, TX 75093

| MATERIAL OF CONSTRUCTION | MAX. OPERATING PRESSURE (PSI @250°F) | MAX. DESIGN TEMP |
|--------------------------|--------------------------------------|------------------|
| CARBON STEEL | 150 psi (10.3bar) | 300°F (150°C) |
| 304 STAINLESS STEEL | 150 psi (10.3bar) | 300°F (150°C) |
| 316 STAINLESS STEEL | 150 psi (10.3bar) | 300°F (150°C) |

MODEL DIMENSIONAL DETAILS

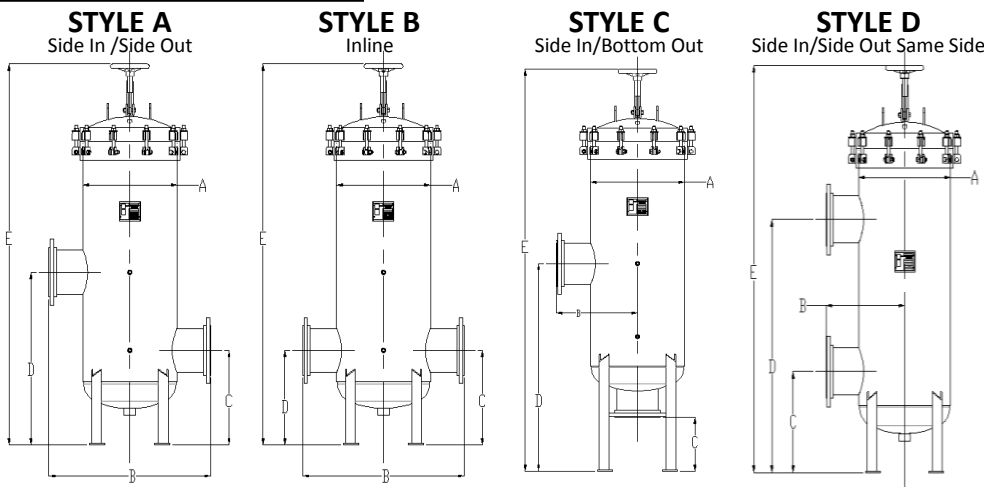
| MODEL | SHIPPING WEIGHT (LBS) | A | B | C | D | E |
|-------|-----------------------|---------|---------|-----|-----|-----|
| HFV08 | 180 | 8" | 12 1/2" | 7" | 16" | 57" |
| HFV14 | 400 | 14 1/8" | 23" | 16" | 46" | 72" |
| HFV16 | 600 | 16 1/8" | 27" | 16" | 46" | 72" |
| HFV18 | 800 | 18 1/8" | 30" | 19" | 48" | 75" |
| HFV20 | 1000 | 20 1/8" | 32" | 20" | 48" | 75" |
| HFV22 | 1200 | 22 1/8" | 33" | 20" | 48" | 77" |
| HFV24 | 1400 | 24 1/8" | 35" | 22" | 48" | 77" |
| HFV26 | 1600 | 26 1/8" | 36" | 22" | 48" | 77" |
| HFV28 | 1800 | 28 1/8" | 40" | 22" | 52" | 80" |
| HFV30 | 2000 | 30 1/8" | 43" | 24" | 52" | 80" |
| HFV32 | 2400 | 32 1/8" | 46" | 24" | 54" | 82" |
| HFV34 | 2800 | 34 1/8" | 46" | 24" | 56" | 82" |
| HFV36 | 3000 | 36 1/8" | 48" | 28" | 56" | 82" |
| HFV38 | 3400 | 38 1/8" | 50" | 30" | 56" | 82" |
| HFV40 | 3800 | 40 1/8" | 54" | 35" | 58" | 84" |
| HFV42 | 4200 | 42 1/8" | 58" | 35" | 58" | 84" |
| HFV44 | 4600 | 44 1/8" | 58" | 35" | 58" | 86" |
| HFV46 | 5200 | 46 1/8" | 58" | 35" | 60" | 86" |
| HFV48 | 5600 | 48 1/8" | 58" | 35" | 62" | 88" |
| HFV50 | 6000 | 50 1/8" | 64" | 36" | 62" | 88" |

REFERENCE CHART LEGEND

| | |
|---|------------------|
| A | OUTSIDE DIAMETER |
| B | FACE TO FACE |
| C | FLOOR TO OUTLET |
| D | FLOOR TO INLET |
| E | OVERALL HEIGHT |

*Above dimensions are for 40" Element, Style C. For other options contact factory. **For 20 & 60in element dimensions, refer to the chart below. ***Given dimensions are approximate only, for true dimensions contact factory.

CONFIGURATION OPTIONS



PRODUCT NOMENCLATURE

| S6 | HFV | 28 | 011 | 60 | 10F | A | - | - | - |
|--------------|-------|------------------|-----------------|--------|-----------------|-----------------|----------------------------|--------|-----------|
| MATERIAL | MODEL | HOUSING DIAMETER | # OF CARTRIDGES | LENGTH | CONNECTION TYPE | HOUSING CONFIG. | FINISH | O-RING | HEAD LIFT |
| (-) - CARBON | HFV | SEE TABLE | SEE TABLE | 40 | SEE TABLE | | SEE SIDE PANEL FOR OPTIONS | | |
| S4 - SS304 | | | | 60 | | | | | |
| S6 - SS316 | | | | | | | | | |

HOUSING OPTIONS

Configuration Options

- A – Side in/side out
- B – In-Line
- C – Side in/bottom out
- D – Side in/Side out, Same Side

Finish Options

- (-) – External paint “National Blue” (Standard for carbon steel housings)
- (-) – Bead Blast (standard for stainless steel 304 and 316)
- EP1 – Electro polish Inside/Outside
- EP2 – Inside only
- EP3 – Outside only
- PP – Passivation

O-Ring Options

- (-) – Buna-N (standard)
- ED – EPDM
- VI – Viton
- SI – Silicone
- TF – Teflon

Closure Assembly Options

- (-) – K1 – Head lift (standard)
- K2 – Hinge
- K3 – Hydraulic Jack Davit Side
- K4 – Hydraulic Jack Davit Top

Accessories

- Direct Reading Gauge
- DP Gauge
- Safety Relief Valves
- Vent Valves
- Drain Valves
- Air Eliminator

Other Options

- Stainless Steel bolting
- Passivation
- Electropolished, Inside/Out
- Skid Mounting
- Duplexing



ISC Sales

ISCSales.com
ISCInfo@ISCSales.com

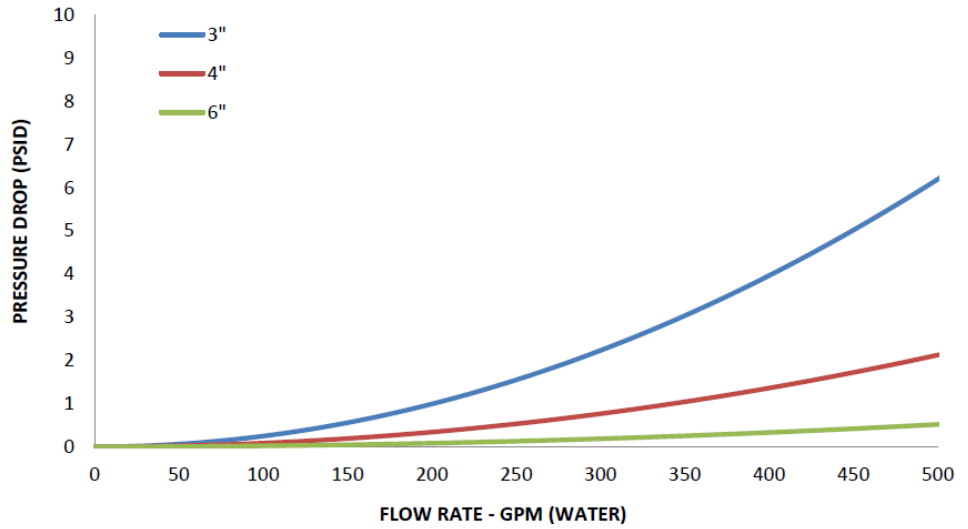
877-602-0010
972-964-2700

4421 Tradition Trail
Plano, TX 75093

HFV SERIES

High Flow Filter Housing
Vertical
ASME Design

FLOW CHART



ISC Sales

ISCSales.com
ISCInfo@ISCSales.com

877-602-0010
972-964-2700

4421 Tradition Trail
Plano, TX 75093